

# St Joseph's School Yarra Junction

Our vision states: *We value lifelong learning and have high expectations of possible achievements*

Newsletter No 36 - Thursday 15 November 2018



School Office Hours  
8.45am – 3.30pm

PRINCIPAL  
Mr. John Faulkner

ASSISTANT PRINCIPAL  
Mrs. Prue Vanstan

ADMINISTRATION OFFICERS  
Mrs. Alison Waldron & Mrs. Di Hendriks

## Dates to Remember – 5 weeks and 5 days till Christmas

### November

Friday 16 Working Bee 3 – 6pm

Tuesday 20 School Advisory Board 7.30pm

Monday 26 Giving Tree starts

Tuesday 27 2019 Foundation Transition 9-11am

Assembly 2/3 & 3/4

Friday 30

FREE DRESS DAY – Gold coin donation for Draught Relief in NSW

December

Sunday 2

Advent starts



*G'day parents  
and friends,*

### Working Bee Tomorrow 3 - 6 pm

Jobs are removing blackberries in the garden, some new planting, installing cubby posts in the stick area, spreading more softfall mulch under the play equipment. Come and help, please!

### Asphalting

We are resurfacing the driveway and basketball courts. You must have noticed their declining state! On Monday, Tuesday, and Wednesday machines will be digging up parts of the driveway and basketball courts to rebuild the substrate. On Thursday, the new asphalt surface will be laid. During these works, the roundabout will be closed.

The before school duty teacher will supervise dropping off before school in the SPA carpark. We will roster on a second teacher to supervise play at the top. After school, each class teacher will walk their children down in lines to the SPA carpark where the children will sit with their siblings waiting for the drive-through pick up. Obviously, there is the possibility of delays, but we will endeavour to minimise them. There will be parking for parents available on the pipeline reserve and some limited in the SPA carpark. From these locations, you are able to walk and wait at the sails before or after school as normal. Staff access to their parking should not be effected. The buses will use the council gravel area. The children will be escorted across the road in the morning and afternoon. Parents are NOT to wait in the council gravel area. The church driveway and carpark are NOT available to parents without prior permission from the office. The new surfaces will be fantastic after a little inconvenience.

### Student Teacher

We welcome Rachael Caldwell to our school as a trainee teacher in Senior O'B. I'm sure you will welcome her to our community.

### Trees

You may have noticed the three advanced trees planted around the playground equipment. These Chinese elm trees will provide excellent shade in a few years. Many thanks to Matt Davis (Sam Yr 1) for donating them. (Photo on next page)

### Rumours!

There are to be a few changes with staff next year and we are well advanced in our planning. We will be announcing these at the appropriate times. In past years, staff placements haven't been announced before December! So, patience please! Apparently, there are a few stories going around! Don't necessarily believe what you may hear! If you are particularly alarmed by any stories, come and see me as you have no reason to be!

### Courtney McLean

Miss McLean has been on leave this year to work in the Tiwi Islands to the north of Darwin. Unfortunately, for us, Miss McLean has decided to continue working there next year and won't be returning to St Joseph's. We will have an opportunity to farewell her at the end of the year.

### It's a girl

Congratulations to Amie and Paul Psathas on the safe arrival of your little ray of sunshine "Maggie Lee", born this morning, Thursday 15<sup>th</sup> November 2018. Mother and baby are doing very well. We wish them well, and may God bless them.

### CONTACT DETAILS:

40 Milners Road (PO Box 42A) YARRA JUNCTION 3797  
School Phone: 5967 1183

MELWAYS Ref: 288 E10  
Email: [principal@sjarrajunction.catholic.edu.au](mailto:principal@sjarrajunction.catholic.edu.au)

### Junior Sports

Wisely, due to the rain, the sports were postponed last week. Unfortunately, yesterday was not kind, and although some schools did persist with the sports, I thought it wiser to withdraw due to the wet conditions.

### Classes

Taking into consideration how to best meet the learning needs and numbers of students, we have decided to have the following class groupings next year:

2 x Foundation/Year One

2 x Two/Three

1 x Four/Five

1 x Five/Six

We are confident that these will work well for all your children.

In the next few weeks, I will announce the level teachers. My usual practice is at that time, to invite you to write to me with any issues that could have an impact on your child's education for us to consider when placing children in classes.

### Ordered Peter Pan Production USB copies

The USB copies are now available for pickup from the office. Contact the office if you want to make other arrangements!

#### Please note:

1. If your child has, any reactions to sunscreens contact the office.
2. Pick up your ordered copy of Peter Pan.
3. Next week Guitar lessons will be tomorrow, Friday
4. On 13 December in the evening, Christmas Carols Service and Farewells to staff.

*God bless us all,  
John*



## Gingerbread House

### Ingredients

- 1 1/2 kg plain flour
- 5 tsp baking powder
- 2 pinches salt
- 3 tsp ground cinnamon
- 1 tsp ground cloves
- 1/2 tsp ground nutmeg
- 1/2 tsp ground cardamom
- 500 g honey
- 880 g caster sugar
- 120 g butter
- 2 lemon juiced zested
- 2 egg
- 2 egg yolks



### Decorations


- 4 egg whites
- 750 g icing sugar
- 2 cup lollies \*to decorate
- 1 cup icing sugar \*to decorate



## Method

- **STEP 1** - Dough: Lightly grease four 30 cm x 25 cm Swiss roll tins with butter.
- **STEP 2** - Sift flour, baking powder, salt and spices together in a very large mixing bowl.
- **STEP 3** - Bring the honey, sugar and butter to the boil in a large heavy saucepan and stir with a wooden spoon until butter has melted and the sugar dissolved. Remove pan from heat and stir in lemon juice and rind. Allow to cool slightly. Beat in one third of the flour mixture.
- **STEP 4** - Add eggs and then the rest of the flour mixture. Divide dough into 4 equal portions.
- **STEP 5** - Knead on floured surface, add more flour if necessary to make a smooth, pliable, but still slightly sticky dough.
- **STEP 6** - Press and roll dough evenly in tins.
- **STEP 7** - Bake in a preheated oven at 160C for about 35 minutes or until cake is firm and brown on top.
- **STEP 8** - Allow to cool for a couple of minutes then cut gingerbread into shapes using a sharp knife. The cake must be cut whilst hot.
- **STEP 9** - Place on wire racks to cool. Windows and doors may be cut out if desired.
- **STEP 10 - Shapes:** For base use cake from 1 Swiss roll tin.
- **STEP 11** - For roof, cut across one tin to form to roof halves each 15 x 25 cm.
- **STEP 12** - From remaining 2 trays, cut 2 side walls 10 cm long x 15 cm wide.
- **STEP 13** - Cut 2 end walls 15 cm wide x 10 cm long on sides, then shape to a point. The middle should measure 25 cm from bottom to roof tip.
- **STEP 14** - Cut 2 pieces of chimney 12 cm long x 2 cm wide each. The bottom pieces should be shaped to fit roof.
- **STEP 15** - Cut 4 posts 10 cm long x 2 cm wide.
- **STEP 16 - Decorations:** Beat egg whites until slightly thickened. Sift icing sugar 60 g at the time, beating thoroughly until a stiff icing is formed. Fill a piping bag with some of the icing. Decorate windows and door at this stage if desired.
- **STEP 17** - When decoration is dry, assemble walls and posts to base using icing as cement.
- **STEP 18** - Hold together for a few minutes until set. Ice the top edges of the end walls and lay the roof one side at the time.
- **STEP 19** - Do not overlap. Allow to sit for another 10 minutes or until set.
- **STEP 20** - Do the other side of the roof at the same. Fill centre cavity of roof with lots of icing cement and allow to stand again for 10 minutes. Roof pieces may take a little longer to set.
- **STEP 21** - Use icing to sandwich 2 chimney pieces together, then fix onto the roof.
- **STEP 22** - Glue lollies of choice with icing cement. Dribble house and base with icing cement to resemble snow peaks or drifts.
- **STEP 23** - Dust house and base with icing sugar.





**Parish Priest: Rev. Michel Corriveau**

Parish Phone: 9736 2850

Parish Fax: 9736 3285

PO Box 317  
Mt Evelyn 3796

Email: [mountevelyn@cam.org.au](mailto:mountevelyn@cam.org.au)

Website:  
<http://www.sacredheartuyv.org.au>

### Weekend Mass Times

**Saturday – 7.00pm (Daylight Savings)**  
Sacred Heart Church, Warburton

**Sunday – 8.30am**  
St. Thomas à Becket Church, Yarra Junction

## ALIVE IN OUR FAITH

### Remembering in November



In the Catholic tradition, November is a month of remembrance of the dead. We remember the many women and men who have gone before us and who have responded to the challenge of faith in their time – with faith, hope and love.

They may have been soldiers fighting wars, friends or family members. It can be painful to remember. Our thoughts may return to those first awful days after the death of a loved one—they can be days filled with a terrible silence. We try to recall the last words, the last moments of life, and the ‘finality of death’ suddenly becomes real to us. The ordinariness of our life has been disrupted.

In the face of death and tragedy, we look for ways to make sense of what has happened. We lay our flowers, light our candles and call upon our God. And we remember. This is the gift that November offers Catholics. We remember that our God is a God of presence, blessing and goodness. And, in the words of Karl Rahner, when we ask where our dead have gone, we know that

*They have gone to be with God, the God of Abraham and Isaac and Jacob, not the God of the dead but of the living. So the calm we eventually experience, when our necessary period of mourning is done, is not a sign that things are again as they were before; that cannot be. It is rather a sign that part of us lives now, already in eternity, with our loved living dead.*

—Karl Rahner *Encounters with Silence* (St Augustine's Press, 1999)







So let us remember with love our now silent friends—those women and men who went before us marked with the sign of faith, who blessed us by their presence in the ordinariness of our lives.

Eternal rest grant unto them, O Lord. And may perpetual light shine upon them. May they rest in peace. Amen.

**Adapted from Cathy Jenkins letter,  
Archbishop's Office for Evangelisation Melbourne**

Karen McQuade  
Christian Life Leader

# Student of the Week

|   |   |  |   |
|---|---|--|---|
|   | <p>For reading with expression and fluency. Sophie is developing some great reading skills and is confidently using these when reading aloud. Well Done!</p> <p>Sophie P<br/>Foundation</p>   |   | <p>For great reading skills. Declan is showing fantastic improvement with his sounding out skills, tracking of words and confidence when reading.<br/>Top Job Declan!</p> <p>Declan M<br/>Foundation</p>                                      |
|   | <p>For showing, a really great attitude to be her best self, both in learning and in social situations. Katia is showing maturity in her decision-making and determination to be a positive role model. Outside of school, she is proving herself to be a dedicated and talented gymnast, which takes dedication and stamina - qualities that she always brings to class!</p> <p>Katia K<br/>Year 3/4</p> |   | <p>For working well in Maths this week. Harvey has accurately measured angles using a protractor. He has been an active member of the class this week joining in with all discussions. Well done Harvey.</p> <p>Harvey S<br/>Year – 5/6 V</p> |
|  | <p>Her excellent work in spelling. Daphne is trying hard to learn her words each week. She also thinks about the spelling choices for the sounds she hears during all the writing tasks. Well Done Daphne!</p> <p>Daphne W<br/>Year 1/2</p>   |  | <p>For your focus during Literacy lessons writing your poem. It is clear to see that you are proud of your work, and you should be. Well Done Harry!</p> <p>Harry V<br/>Year 5/6 O'B</p>  |



### Absent from School:

If your child is absent from school, please ensure you notify the office (via email, flexibuzz or phone message). The roll is marked each morning at 9.30am and our schools policy is to call parents if their child/children are absent without notification.

### Lost Property:

The lost property tub is located near the office. If you are missing a top or a hat, please come to the office and have a look. Please also check that your top has a name on it.



### Bet you didn't know this interesting fact.....

If you sneeze too hard, you could fracture a rib.



## Enrolling Your Child at St Joseph's School, Yarra Junction Term 4 update

St Joseph's Catholic Primary School has been established to serve the needs of children and their families in the Upper Yarra Valley. We strive to be open and welcoming to all students, regardless of their background and needs, and do everything possible to accommodate a student's individual needs. We welcome children of other Christian traditions and other faiths who seek what Catholic education has to offer.

### Enrolment

All children enrolling at St Joseph's need to be 5 years of age by the 30th of April of the year they start school. Parents will need to complete an enrolment application for each child and submit it to the office along with the following documents:

- Original Birth Certificate
- Certificate of Immunisation (request a copy online from the Australian Childhood Immunisation Register (ACIR))
- Baptism Certificate (if applicable)

### Enrolment Application

Download a St Joseph's Catholic Primary School Enrolment Application Form from our website or collect from school reception.

### Orientation

Each year orientation sessions are offered to the incoming Foundation students. These sessions familiarise the children and their parents with different aspects of school life. There are 6 Drop In sessions for those considering St Joseph's, and 3 Transition sessions for the 2018 class. Everyone is encouraged and welcome to attend.

### Enrolment Timeline

|                                |                                |
|--------------------------------|--------------------------------|
| 18 <sup>th</sup> October 2018  | Transition morning 9 - 9.45 am |
| 1 <sup>st</sup> November 2018  | Transition morning 9 - 9.45 am |
| 27 <sup>th</sup> November 2018 | Transition morning 9 – 11 am   |
| 4 <sup>th</sup> December 2018  | Transition morning 9 –11:15 am |
| 11 <sup>th</sup> December 2018 | Transition morning 9 – 12 pm   |

### Term Dates 2019

|               |  |
|---------------|--|
| <b>Term 1</b> | 29 January (teachers) 30 January to 5 April 2019 |
| <b>Term 2</b> | 23 April to 28 June 2018                         |
| <b>Term 3</b> | 15 July to 20 September 2018                     |
| <b>Term 4</b> | 07 October to 18 December 2018                   |

Please note:

Term 1:

Wednesday 30 and Thursday 31 January are 8:45 – 12:30

Friday 1 February is a full day from 8:45 – 3pm.

There is no school for Foundation on Wednesdays February 6, 13, 20, 27 and March 6

We will endeavour to visit all the children at their kinder during the term.

If you think that we need to discuss any special concerns you may have for your child, please make an appointment.

# Upcoming COMMUNITY EVENTS

Yarra Junction Library  
1A Hoddle St, Yarra Junction

## Discover @yourLibrary

SAT 17 NOVEMBER  
10AM-1PM

Join us for a fun & FREE event  
at Yarra Junction Library!

- ★ Come along and try drumming or ukulele
- ★ Listen to our fabulous story-tellers
- ★ Enjoy a free sausage
- ★ Get your face painted
- ★ Be creative at our craft table
- ★ Pick up some tips on library technology from our Digital Literacy Officer while discovering all that our library has to offer!

Free event!

With thanks to  
Mountain District Learning Centre.



## Giant Book Sale



### When and Where

10am Monday 26<sup>th</sup> November

Yarra junction Library

1A Hoddle st Yarra junction

Free entry. Prices start at \$1.00

Book Sale will continue during the week

All Monies donated to drought relief

Grab a Bargain



Dear Parents and Carers,

The Belgravia Foundation and The Yarra Centre is pleased to partner with the Yarra Ranges Council in the Connecting Voices project which aims to engage and give a voice to young people in the middle years (8-14 years) about programs and services offered in and around The Yarra Centre.

As parents and carers we acknowledge and celebrate the crucial role you play in supporting your young people to access these programs and we'd like to give you a voice in this project too!

We invite you to complete a brief survey which you can find online at:  
<https://www.surveymonkey.com/r/HWXQ266>

We would greatly appreciate it if you could complete this survey before the end of the school term on Friday 21<sup>st</sup> of December 2018. Thank you for your participation.

If you have any questions or comments, please contact the Project Leader, Aleksei Bondarenko at [abondarenko@belgravialeisure.com.au](mailto:abondarenko@belgravialeisure.com.au)



Delivering the NDIS in your community



## NDIS Information Session

### Intro to the NDIS and getting ready for your Planning Conversation

This session will help children with additional needs/disability, people with disability, their families and carers, understand the NDIS and prepare for their NDIS planning conversation.

The session will cover topics such as:

- An overview of the NDIS
- What is the planning conversation?
- What are goals, and how do I develop goals for my plan?
- How to start using your plan

This is an opportunity for you to bring your questions along and have them answered by our team members.

### Session Information

Venue: Woolf Yallock Primary School

Date & Time: 21<sup>st</sup> November 5pm – 7pm

Address: Healesville - Koo Wee Rup Road, Woolf Yallock

Cost: Free

If you require an AUSLAN interpreter for this event or have any accessibility requirements please email us at [viceast@ndis.gov.au](mailto:viceast@ndis.gov.au).

No bookings required, just turn up on the night.

<https://www.ndis.gov.au/news/events/vic.html>

